



3 YEAR
Limited Warranty



HWC3500 Chainwheel Capstan Version

STANDARD EQUIPMENT REQUIRED FOR SINGLE DIRECTION CONTROL

- Circuit breaker/isolator panel
- Foot Switches
- Chain Pipe and chainwheel to suit chain sizes specified
- Emergency crank handle and clutch control lever

OPTIONS

1. AutoAnchor™ Equipment
2. Compact Remote
3. Chain Stopper*
4. Hydraulic motor
5. Roving remote
6. Vertical warping drum featuring MAX-grip™ for independent rope hauling from any direction (HWVC3500 only)
7. Dual direction solenoid pack
8. Up/Down remote control panel

All standard and optional control accessories can be found on pages 288 - 295.

SPECIFICATIONS

MODEL	2500	3500	HWVC3500
Maximum Pull/Lift	1135 kg 2500 lbs	1590 kg 3500 lbs	1590 kg 3500 lbs
Static Hold	2200 kg 4840 lbs	2200 kg 4840 lbs	2200 kg 4840 lbs
Chain Short Link	9-11 mm 5/16" - 3/8"	10-13 mm 3/8" - 1/2"	10-13 mm 3/8" - 1/2"
Line Speed (Normal Working)	15 m/min 50 ft/min	15 m/min 50 ft/min	10 m/min 33 ft/min
Power Supply (DC)	12 or 24 V	12 or 24 V	12 or 24 V
Motor (Power)	1200 W	1200 W	1200 W
Net Weight - DC	55 kg 121 lbs	57 kg 125 lbs	94.5 kg 208 lbs
Hydraulic Pressure	135 bar 1950 psi	138 bar 2000 psi	138 bar 2000 psi
Hydraulic Flow	36 l/min 9.5 USgal/min	40 l/min 11 USgal/min	40 l/min 11 USgal/min
Net Weight - Hyd	48.5 kg 107 lbs	49 kg 107 lbs	80 kg 176 lbs

DIMENSIONS

MODEL	2500	3500	HWVC3500
A	495 mm 19 1/2"	515 mm 20 9/32"	515 mm 20 9/32"
B	289 mm 11 3/8"	316 mm 12 7/16"	446 mm 17 9/16"
C	516 mm 20 5/16"	549 mm 21 5/8"	710 mm 28"
D (Hole centres)	234 mm 9 1/4"	260 mm 10 1/4"	417 mm 18 7/16"
F (Hole centres)	278 mm 10 15/16"	308 mm 12 1/8"	464 mm 18 1/4"
G (Approximate hole centres)	300 mm 11 13/16"	348 mm 13 11/16"	348 mm 13 11/16"
H (Working height of drum for rope warping)	60 mm 2 3/8"	53 mm 2 3/32"	53 mm 2 3/32"
I	125 mm 4 15/16"	130 mm 5 1/8"	130 mm 5 1/8"
J	194 mm 7 5/8"	208 mm 8 3/16"	287 mm 11 19/64"

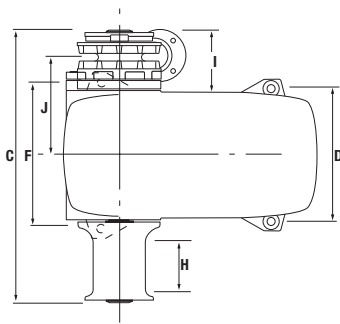
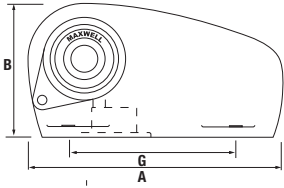
***Important:** Maxwell windlasses must be used in conjunction with a chain stopper and/or alternative snubbing device to take the load off the windlass while laying at anchor. The chain stopper and alternative snubbing system should also be used to secure the anchor in the fully raised position while under way.

The HWC Series is designed for automatic horizontal handling of chain-only anchor rodes while offering an independent capstan for the retrieval of a secondary rope and chain rode or to assist with docking procedures.

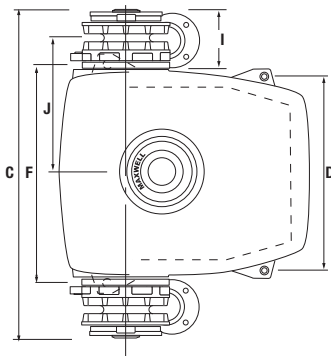
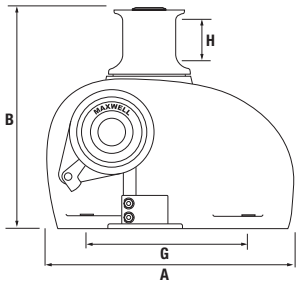


HWC3500 Double Chainwheel Capstan Version

HWC



HWVC



Features

- Fully automatic single or dual direction chainwheel operation, for use with chain only rodes.
- Functional rope hauling from fore and aft using independent MAX-grip™ snag-free warping drum with clutch disengagement of chainwheel for positive control of all ropes.
- Optional dual anchor handling with smooth independent control of each chainwheel via cone clutches.
- Chain pipe assembly supplied.
- Cone-type clutch/brake mechanism permits manual 'free fall' anchoring. Cone clutches, unlike dog clutches, provide smooth progressive engagement ensuring safe and precise operator control.
- Chainwheel locking pawl to assist when using warping drum independently.
- Simple deck mounted installation with no under deck parts.
- Simplified maintenance with ability to strip the running gear (chainwheel and drum) from the windlass without disturbing the windlass mounting.
- Heavy duty, dual direction motor, designed for marine winches.
- Chainwheel and warping drum of high-quality chrome finish over marine-grade bronze.
- Marine-grade alloy casing pretreated, powder coated and finished with a two component white polyurethane paint.



KADEY KROGEN 58' FITTED WITH HWVC3500

